

Good morning & welcome!

We will get started shortly.

Please change your name to your first name:

1. To change your name, click on the “PARTICIPANTS” button at the top of the Zoom window
2. In the participants list, find and hover your mouse over your name and click the “Rename” button





DISTRICT 4
Community Needs
Assessment

NEIGHBORHOOD SERVICES



Please tell us:

1. Name
2. What is your relationship to the Sunset and what interested you in attending today?





DISTRICT 4
Community Needs
Assessment

D4 Community
Members

Office of District 4
Supervisor Mar

SF County
Transportation
Authority

SF Planning

Community Org
Partners



Community Needs
Assessment



D4 Mobility Study



Community Vision
for District 4

Housing
Neighborhood Services
Small Businesses & Commercial
Corridors

Transportation

Neighborhood Strategy

Community Needs Assessment - Topics



DEMOGRAPHICS



NEIGHBORHOOD COMMERCIAL & SMALL BUSINESSES



NEIGHBORHOOD SERVICES



HOUSING



TRANSPORTATION

Outline community needs and priorities

- Housing
- Neighborhood Commercial Corridors + Small Businesses
- Neighborhood Services
- Transportation (D4 Mobility Study by Transportation Authority)

Find new solutions to meet District 4 needs

Respond to COVID-19 at local level



Community Needs Assessment - Purpose

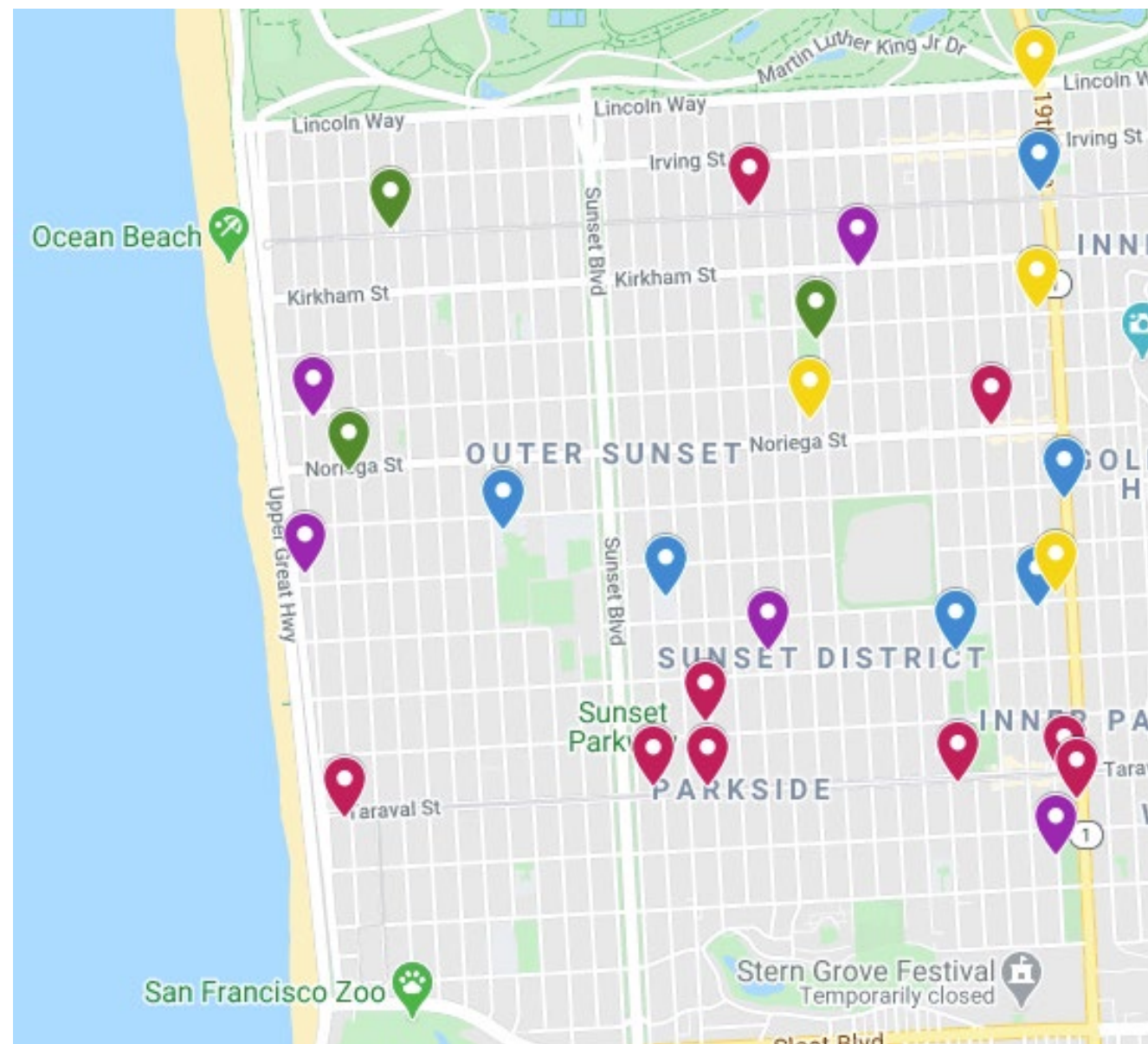
Timeframe	Project Phase	Activities
July - September 2020	Outreach Round 1	<ul style="list-style-type: none">• Virtual Small Group Discussions• Needs Assessment Survey
October – December 2020	Analysis and Quick Actions	<ul style="list-style-type: none">• Analyze Community Input• Implement quick actions
January - March 2021	Draft Reports	<ul style="list-style-type: none">• Draft Community Needs Assessment• Match needs with potential solutions
Spring 2021	Outreach Round 2	<ul style="list-style-type: none">• Present Community Needs Assessment• Gather feedback on potential solutions
Summer 2021	Neighborhood Strategy	Finalize Neighborhood Strategy: <ul style="list-style-type: none">• Housing• Small Businesses and Commercial Corridors• Neighborhood Services



What do we mean by neighborhood services?

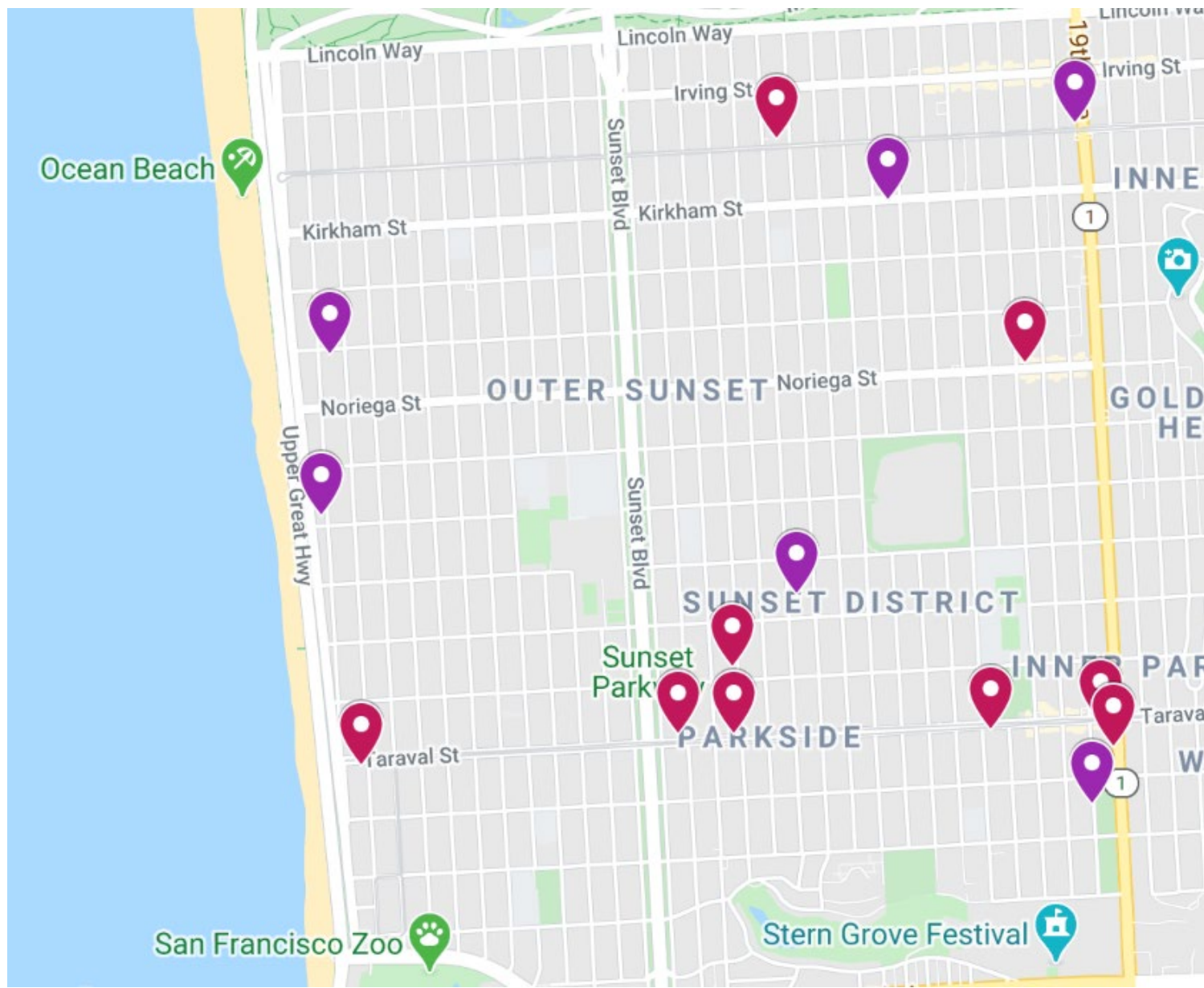
Community Centers	Parks and Open Spaces
Libraries	Tenant Counseling + Services
Senior Centers + Services	Immigration Services
Schools + Childcare	Legal Services
Youth programs	Religious Institutions
City services	Grocery Stores
Food pantries	

NEIGHBORHOOD SERVICES



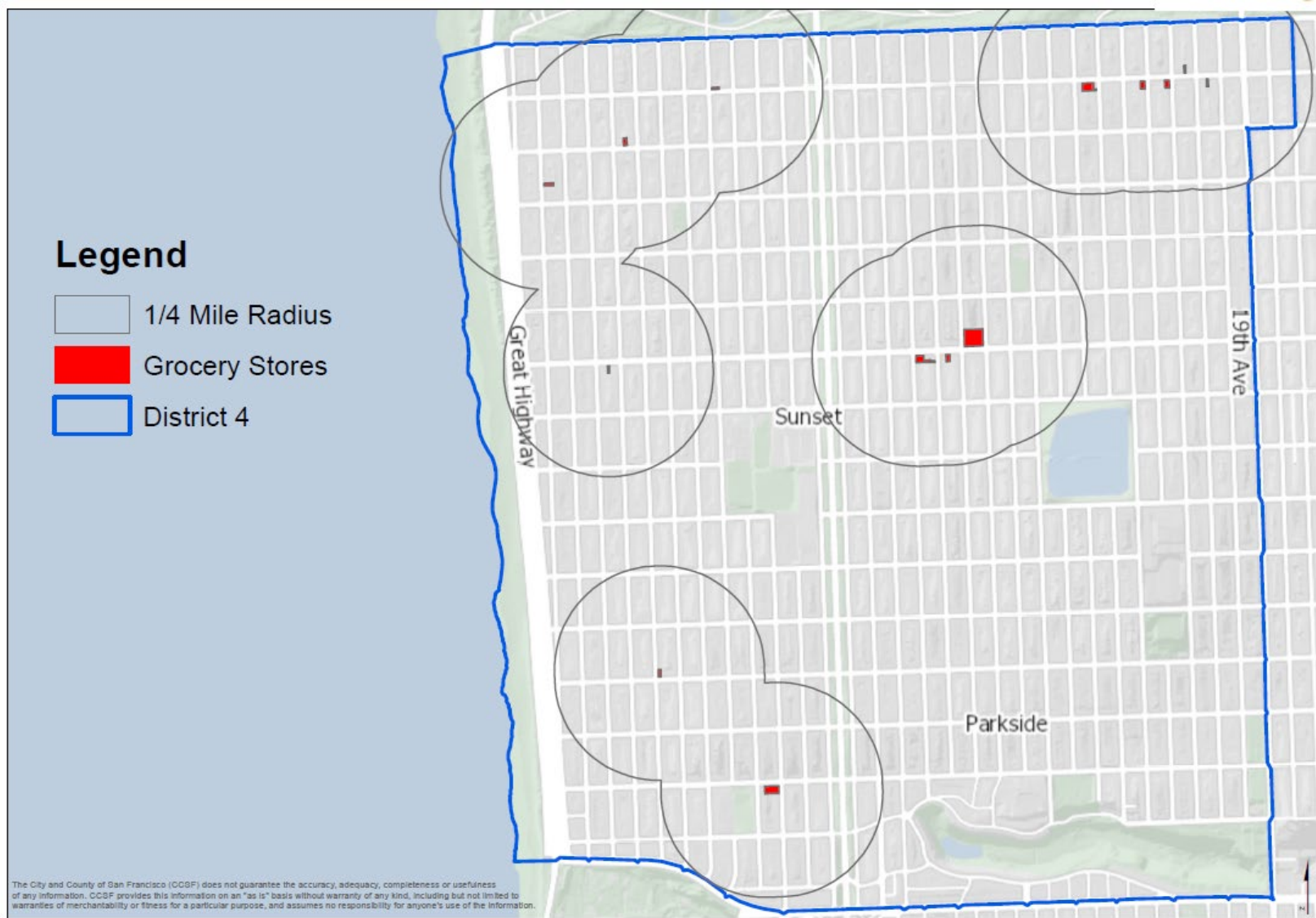
-  Community Center
-  Religious Institution
-  Senior Care
-  Schools
-  Childcare

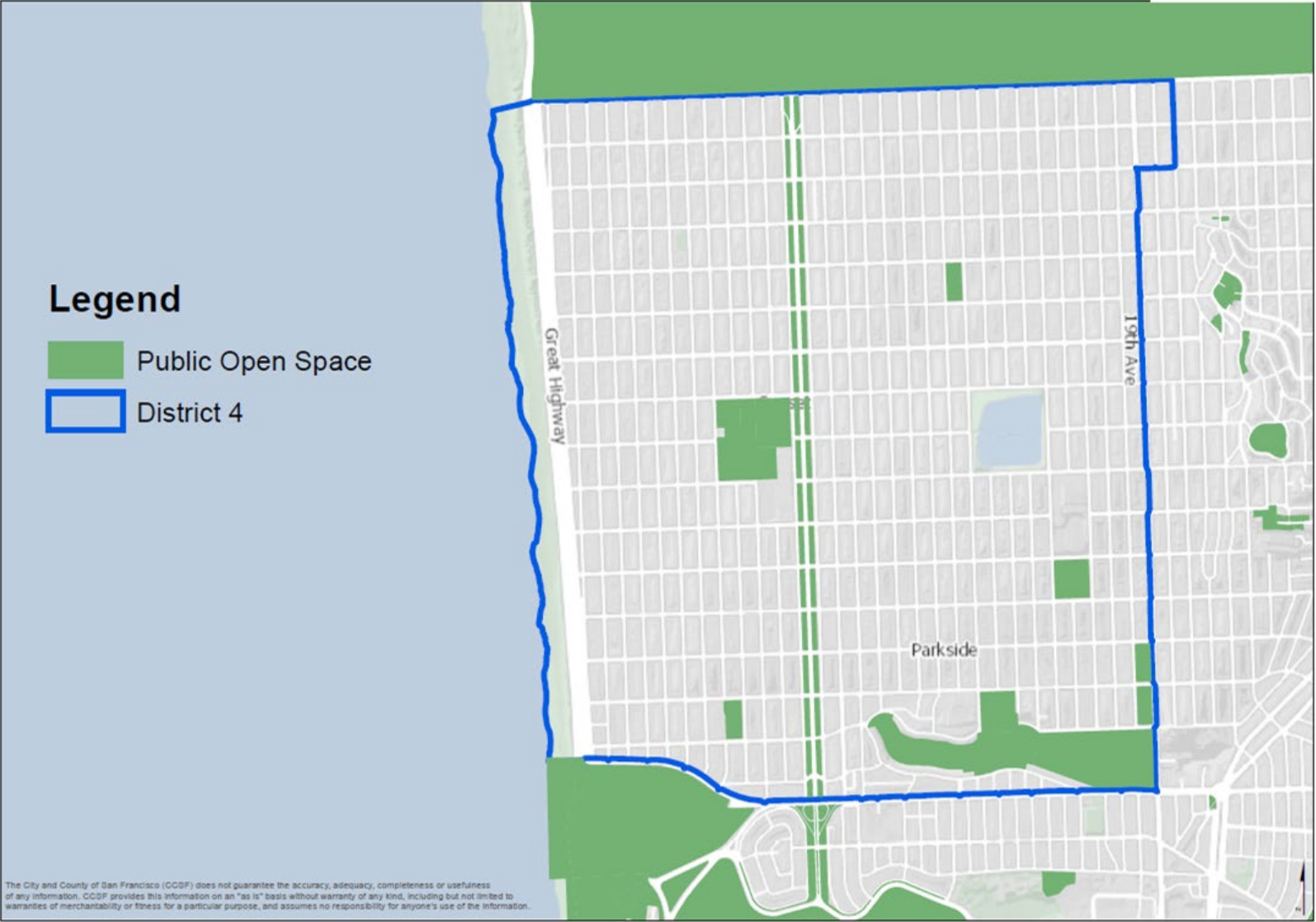
CHILD & SENIOR CARE FACILITIES



- Childcare**
- Modern Education Family Childcare - Sunset
 - The Growing Tree School
 - Sunrise Day Care
 - San Francisco Infant Daycare
 - sunshine babies daycare
 - Wah Mei School
- Senior Care**
- Care For Seniors
 - Supple Senior Care - San Francisco
 - Quality Residential Care Home
 - North East Medical Services (NEMS) - 1450 Noriega
 - North East Medical Services (NEMS) - Taraval
 - Parkside Retirement Home
 - Sunset Senior Center
 - Taraval Residential Care Home
 - L'Chaim Senior Wellness Center
 - Bay Area Jewish Healing Center

GROCERY STORES








What types of neighborhood services **do you use** in the Sunset?

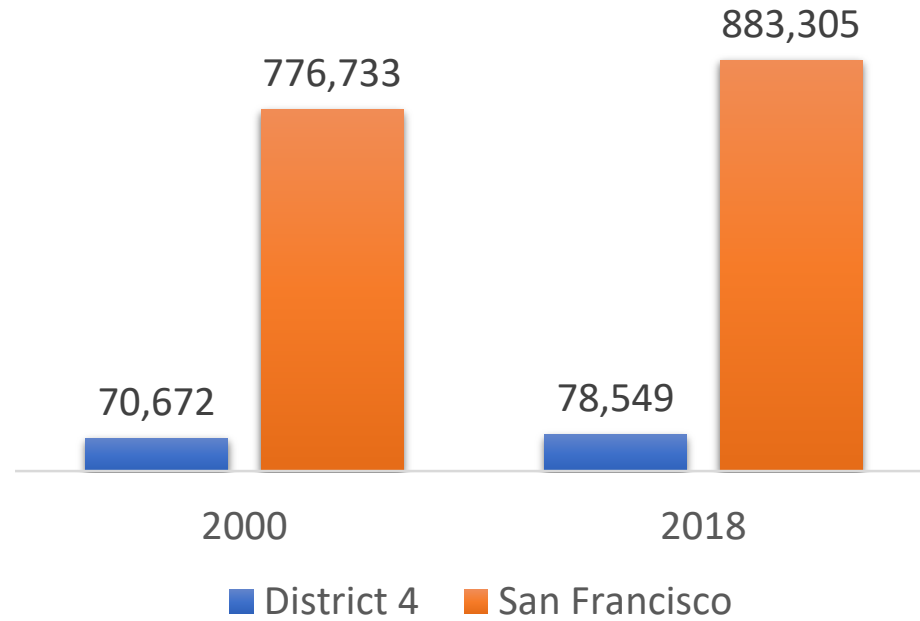


What services do you **wish you had more access to** in the Sunset?

accuracy, completeness or usefulness
of any kind, including but not limited to
reliability for anyone's use of the information



POPULATION

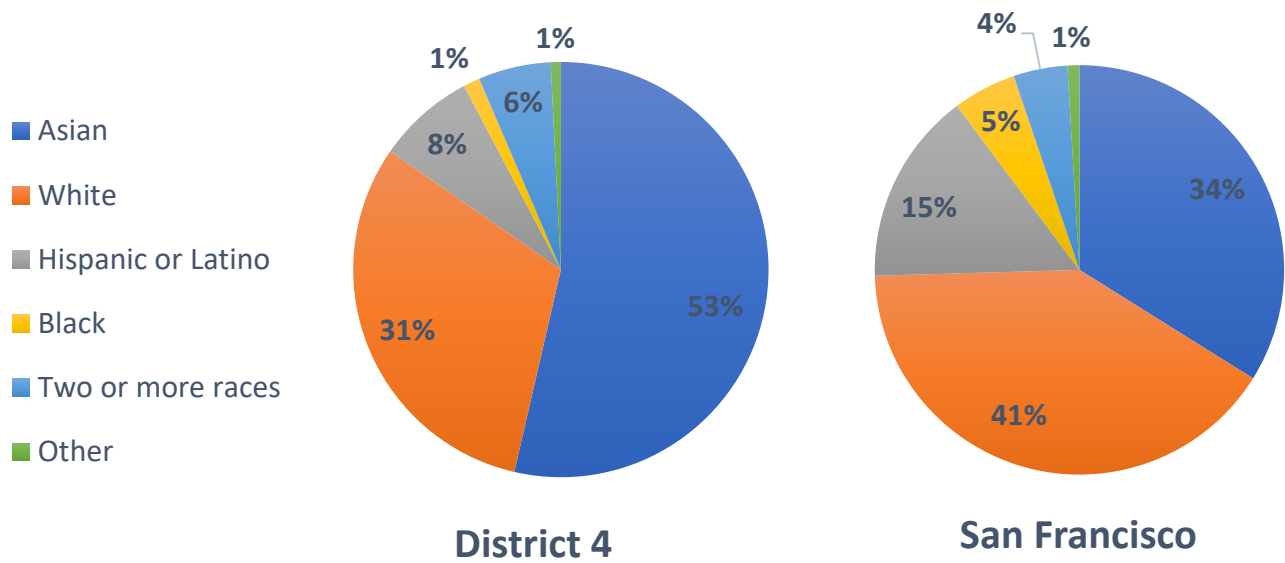


POPULATION GROWTH SINCE 2000

11%
in D4

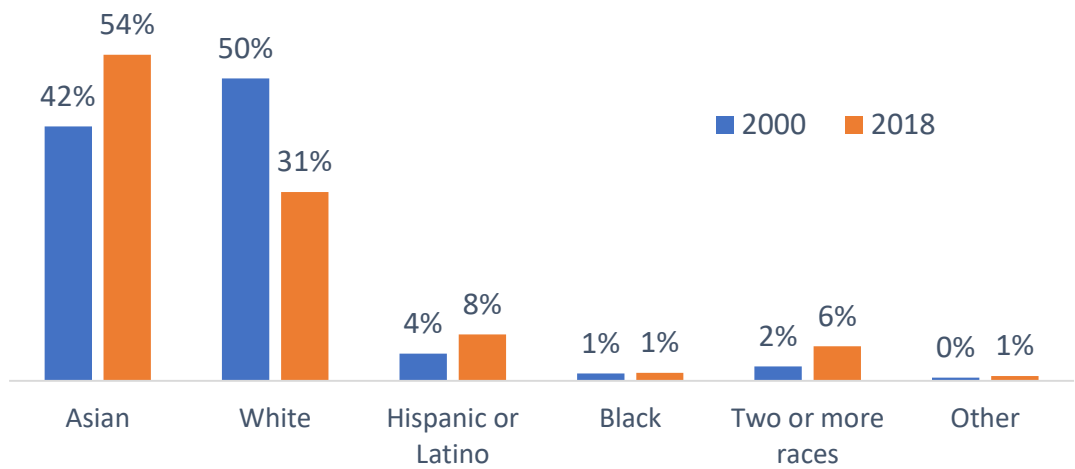
13%
in SF

RACE + ETHNICITY (2018)



53%
of D4 residents
identify as Asian
vs. 34% citywide

RACE + ETHNICITY (Change in D4 from 2000-2018)



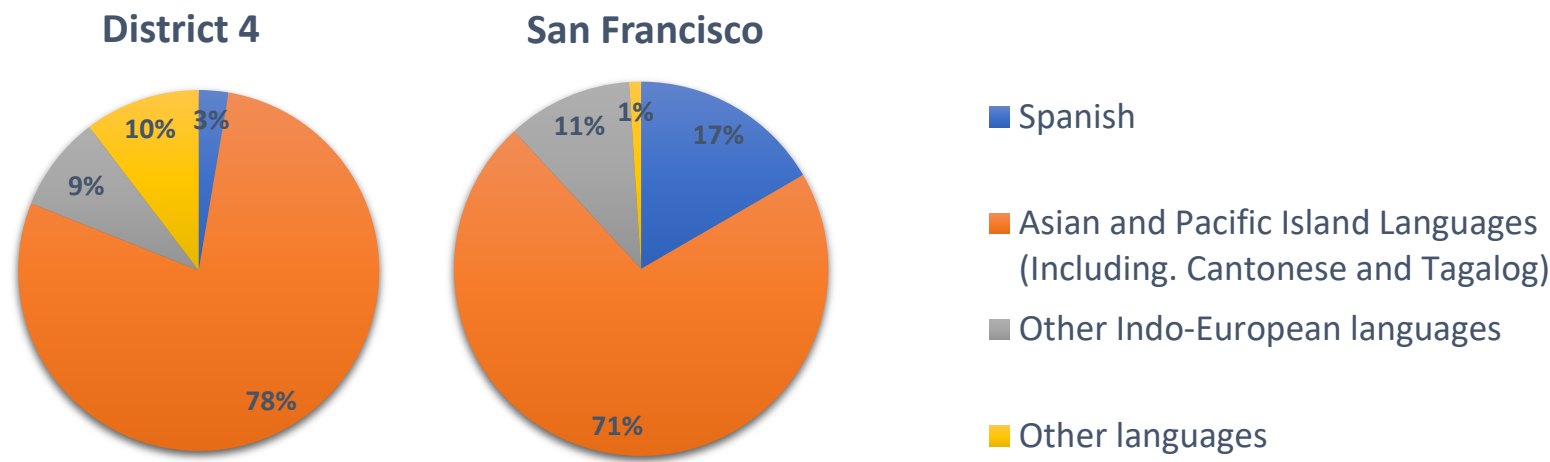
DEMOGRAPHICS – Languages Spoken and Foreign-born Population

LIMITED ENGLISH-SPEAKING HOUSEHOLDS (2018)

14%
in D4

12%
in SF

LANGUAGES OTHER THAN ENGLISH SPOKEN AT HOME (2018)



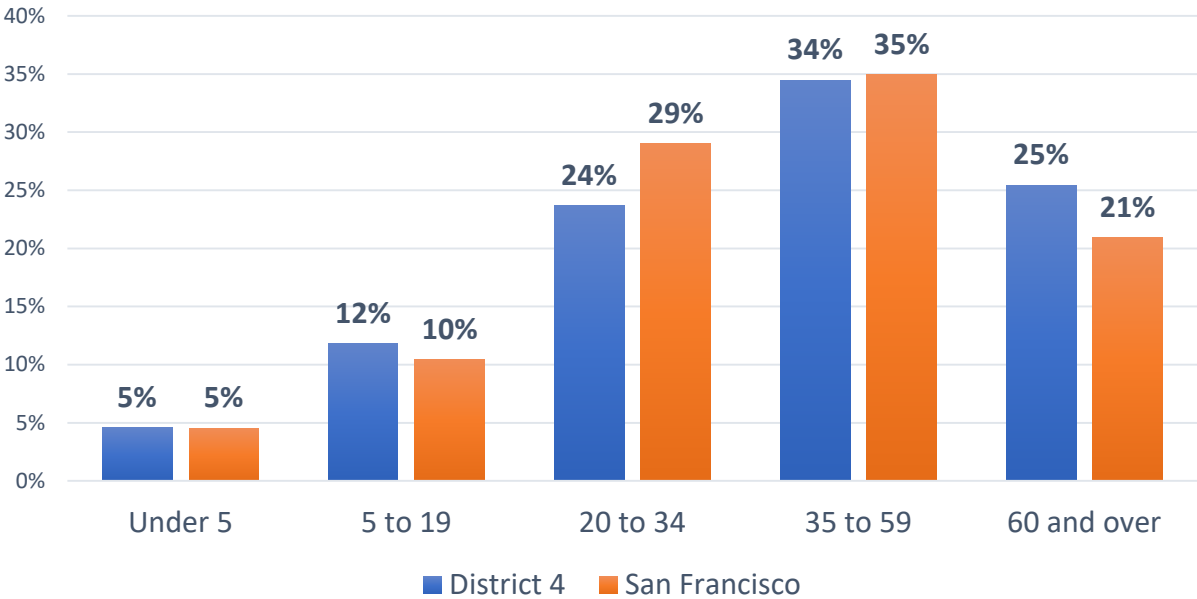
FOREIGN BORN POPULATION (2018)

42%
in D4


34%
in SF

DEMOGRAPHICS – Age and Household Size

AGE (2018)



District 4 has a higher proportion of **children & seniors** compared to the city as a whole



AVERAGE HOUSEHOLD SIZE (2018)

2.9
in D4

2.4
in SF



District 4 Households

(2010)

24,800

Households

26%

Households with
children

10%

Senior households
(living alone)

(2018)

26,900

Households

22%

Households with
children

10%

Senior households
(living alone)

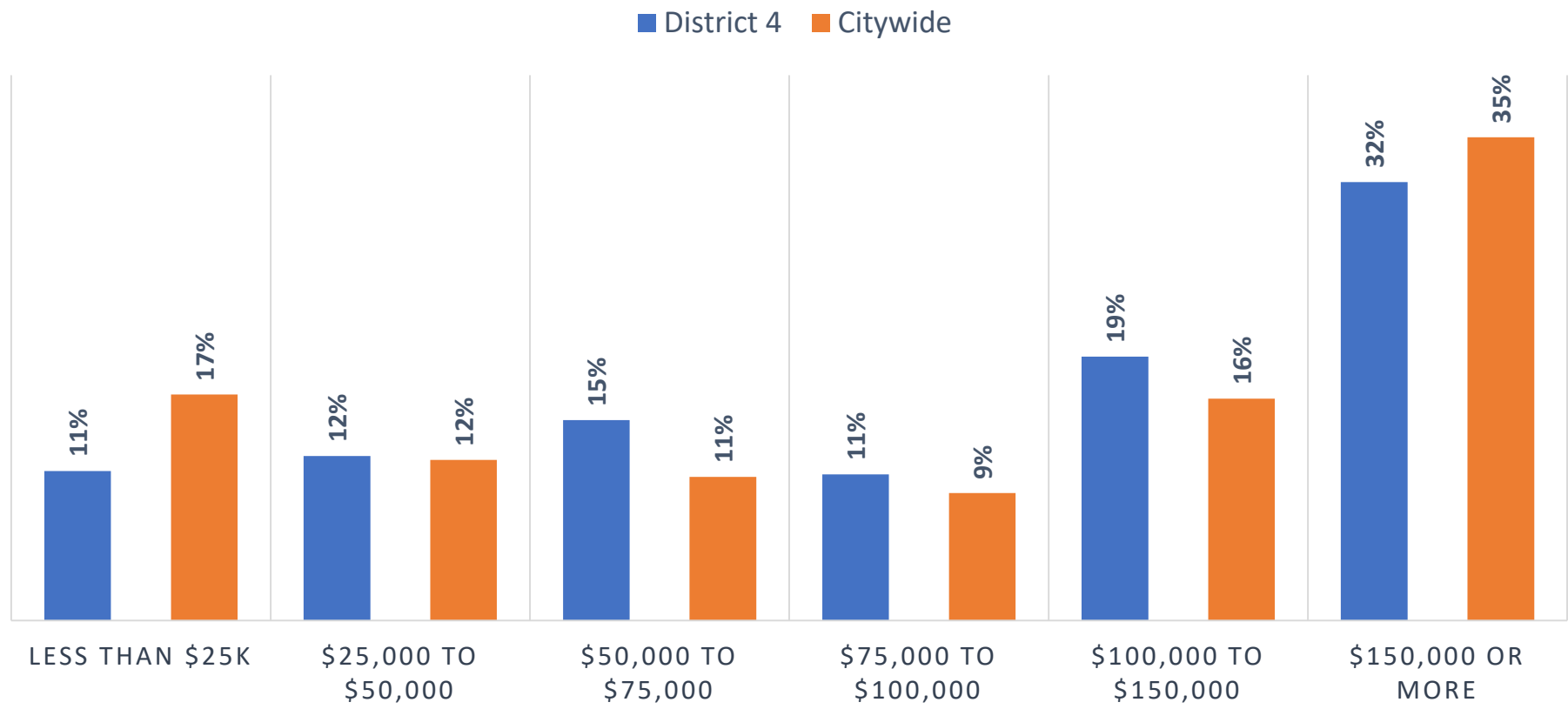


4.6% are
multi-generational
households



compared to 2.6% citywide

HOUSEHOLD INCOME (2018)



MEDIAN HOUSEHOLD INCOME (2018)

\$103,817
District 4

\$104,917
San Francisco

POVERTY STATUS (2018)

7.7%
District 4

10.9%
San Francisco





More seniors and families with children
Growing senior population

More middle-income households and less income
polarization but still pockets of poverty

Higher foreign-born population
14% limited-English speaking households
More likely to have Asian languages spoken at home



Considering the demographics of the Sunset...



What types of neighborhood services are needed for **families with children, seniors, and monolingual households?**



What **other groups and associated services** should we be considering?



What types of services are needed for **today's children and future generations to thrive in the Sunset?**



How have needs **changed or become magnified** as a result of COVID-19?

Quick Actions

Feedback will inform the **Community Needs Assessment Survey** (September 2020)



THANK YOU!

Paolo Ikezoe

paolo.ikezoe@sfgov.org

Carla de Mesa

carla.demesa@sfgov.org

