

2025 Q2 Housing Development Pipeline

**TOTAL NEW PIPELINE
UNITS***

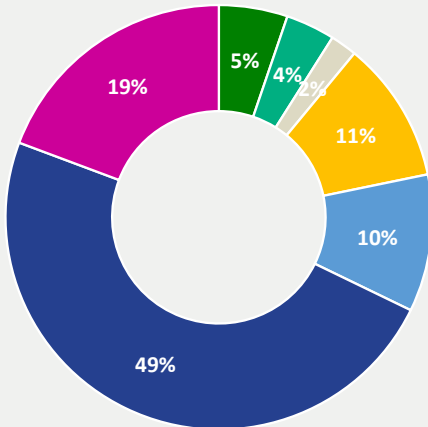
71,183

**NEW AFFORDABLE
UNITS ****

17,675



25%
Affordable




Entitled

Gross Units


	Under Construction	3,707
	Building Permits Issued (Site)	1,436
	Building Permits Approved	2,654
	Building Permits Filed ***	7,690
	Building Permits Not Yet Filed	7,441
	Major Multi-Phased Projects ****	34,531

Under Review

	Applications Filed	13,724
---	--------------------	--------



**Candlestick
Point/Hunter's
Point Shipyard**
9,637



**Treasure
Island**
6,532



Parkmerced
5,314



**Potrero
Power Plant**
2,228



Pier 70
1,634



**HopeSF
-Potrero and
Sunnydale**
2720



India Basin
1,575




**Balboa
Reservoir**
572



**Schlage
Lock**
1,123



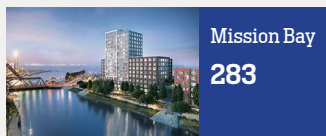
**Mission
Rock**
1,409



SM
386



HPS I
55



Mission Bay
283

For projects and permits as of July, 2025

* A project's new gross units that is still in the pipeline; i.e. hasn't yet received a TCO/CFC (proposed units-existing units+demolition units- TCO units)

** Includes only units in projects that are 100% affordable or have declared how they are meeting affordability requirements per Sec 415 or other programs. Projects are not typically required to declare their affordability program until entitlement. Buildings in future phases of Major Multi-Phased Projects (i.e. not yet filed for building permits) are also not included in this total count of pipeline affordable units. Actual production of affordable housing 2015-2018 has averaged 30% annually of total housing production.

*** Includes only entitled projects. Projects under review by Planning Dept with building permits filed but that do not require other types of planning entitlement are included in the "Application Filed" category.

**** Remaining phases of project. This does not include net units in phases that have filed for, or have received, building permits or are under construction.